



Orange County Public Schools

SPRING LAKE
Elementary School

Spring Lake ES

Media Center Collection Development Plan
2023-24

Aja Wilkins

[Aja Wilkins \(Sep 21, 2023 14:44 EDT\)](#)

Aja Wilkins
Principal

Holly Siemoneit

[Holly Siemoneit \(Sep 21, 2023 14:25 EDT\)](#)

Holly Siemoneit
Certified Educational Media Specialist

Table of Contents

Table of Contents	2
Executive Summary	3
District Strategic Plan 2025	3
School Collection Development Plan	3
School Assessment Analysis	4
Collection Analysis	5
Collection Analysis by Category	6
Notes	6
Representation Analysis	7
Results	7
Strategic Focus	8
Budget and Purchasing Plan	9
Annual Budget 2023-2024	9
Purchasing Plan 2023-2024	10
Year-to-Year Collection Change	11

Executive Summary

District Strategic Plan 2025

Orange County Public Schools is the eighth-largest school district in the United States and the fourth largest in Florida. The district serves more than 206,000 students at 202 schools and is one of the largest employers in Central Florida with more than 25,000 team members.

Vision: To ensure every student has a promising and successful future.

Mission: With the support of families and the community, we create enriching and diverse pathways to lead our students to success.

School Collection Development Plan

Spring Lake ES serves 436 students enrolled in grades Kindergarten through fifth. The student population's ethnicity is made of 73% Hispanic and 27% Non-Hispanic students. Additionally, we serve a diverse population made up of 83% White, 14% Black, 0% Native, 0% Asian, 0% Pacific, and 3% Multicultural students.

The administration includes Principal Aja Wilkins and Assistant Principal Gina Warkentein. Spring Lake ES is proud to offer the many special programs which provide students with opportunities. These include Sunshine State Young Readers Award, Safety Patrols, Art Club, News Crew, Honors Society and Music Ensemble.

A thorough analysis of the current media center collection at Spring Lake ES indicates that the average age of the collection is 2010 and the number of books per student is 21. The [American Association for School Libraries](#) has established a criteria for highly effective media centers that includes a ratio of 15-20 books available per student in the collection. At this time, Spring Lake ES does not meet the recommended standards for the number of books per student.

The analysis of the collection also revealed the following areas of strengths and concerns:

- Based on the downward trend in reading scores for our third grade students, I need to purchase additional books on their level and collaborate with the 4th grade team to see what their specific needs are.
- Per the collection analysis, the average age of our books are acceptable. However, Non-Fiction needs to be improved due to the nature of the material and how quickly some of the topics (such as technology) become outdated.
- Purchases of new books will focus on Hispanic students and Hispanic heritage.
- Weeding will focus on Nonfiction and removing those books that are out of date.

School Assessment Analysis

The school analysis provides an overview of the school's assessment data for the previous two school years.

Proficiency Data							
Assessment	2021-22	Assessment	2022-23	Assessment	2021-22	Assessment	2022-23
		Star Early Literacy Proficiency	43%				
		Star Reading Proficiency	50%				
						Star Math Proficiency	47%
FSA ELA Grade 3	55%	FAST ELA Proficiency Grade 3	42%	FSA Math Grade 3	59%	FAST Math Proficiency Grade 3	51%
FSA ELA Grade 4	44%	FAST ELA Proficiency Grade 4	62%	FSA Math Grade 4	44%	FAST Math Proficiency Grade 4	53%
FSA ELA Grade 5	41%	FAST ELA Proficiency Grade 5	34%	FSA Math Grade 5	48%	FAST Math Proficiency Grade 5	41%
NGSSS Sci 5 EOC	51%	NGSSS Sci 5 EOC	38%				

Comparison between 2021-22 and 2022-23 Testing Data

(adapted from <https://www.fldoe.org/accountability/assessments/k-12-student-assessment/results/2023.stml>)

In 2023, the state transitioned from Florida Standards Assessments (FSA) to Florida Assessment of Student Thinking (FAST) for English Language Arts (ELA) and Mathematics. The 2022-23 for FAST and Benchmarks for Excellent Student Thinking (B.E.S.T.) End-of-Course (EOC) assessments are based on **provisional** achievement level cuts that are linked to each assessment's respective 2021-22 reporting scale. Comparisons should not be made between the 2023 data and previous years' data. The implementation of FAST K-2 in the 2022-23 school year was the first administration of statewide assessments for students in grades K-2. These assessments include Star Early Literacy Proficiency, Star Reading Proficiency, and Star Math Proficiency.

Collection Analysis by Category

The information collected in this section provides a detailed look at the current library collection by classification and genre. The information was gathered from Follett Destiny, the library management system, and Titlewave, the vendor's ordering and analysis tool.

Section	# of Titles	Average Age
Computer Science, Information & General Works	45	2012
Philosophy & Psychology	61	2015
Religion	4	2015
Social Sciences	674	2008
Language	97	2009
Science	1130	2012
Technology	500	2012
Arts & Recreation	362	2011
Literature	97	2008
History & Geography	481	2009
Biography	523	2011
Easy	2294	2006
General Fiction	2326	2011
Graphic Novels	268	2017

Notes

- In addition to the physical media center collection, the district provides almost 5,000 eBooks, audiobooks and digital magazines.
- Easy collection needs to be updated and added to.
- Technology needs to be evaluated and updated.
- Biography needs some updated titles such as the addition of current athletes.
- Computer Science needs to be updated.

Representation Analysis

Enrollment & Demographic Data					
436 2023-24 Student Enrollment as of September 7, 2023	Subgroups		Federal Ethnicity		
	36% ELL	13% ESE	73% Hispanic	27% Non-Hispanic	
Federal Race Category					
83% White	14% Black	0% Native	0% Asian	0% Pacific	3% Multicultural

To deepen focus on strategic collection development, specific sections of the collection were analyzed in detail to determine whether the media center collection reflects and represents various points of view and experiences. The goal is to provide a balanced collection that can be both a mirror, to reflect a reader's experience, and a window, so readers can experience different viewpoints.

Results

Based on the available school data of Spring Lake ES in comparison to Collection Analysis results, it was found that:

Student Representation	% of Students	Total # of Titles	Total % of Titles	Avg. Age of Titles
Hispanic	73%	103	1.1%	2015
Black	14%	156	1.7%	2012

Strategic Focus

This page lists the priorities for selection and weeding for each school year and includes the action, updates, and outcomes. This is subject to change due to funding and time constraints.

School Year	Strategic Focus
2023-2024	Selection Priorities <ul style="list-style-type: none">I will purchase books with a focus on Latin/Hispanic American titles.I will build an updated Fiction and Graphic Novel section to better meet the interests of the students.I will add more picture books that are library bound and relevant.
	Weeding Priorities <ul style="list-style-type: none">I will weed Nonfiction focusing on Technology/History.I will continue to weed the older paperback titles in picture books.
2024-2025	Selection Priorities <ul style="list-style-type: none">Purchase more up to date Non-Fiction materials.Ensure I have a complete series of books where applicable.

	Weeding Priorities <ul style="list-style-type: none">• Weed out older Non-Fiction focusing on animals and sports• Continue to weed out old picture books that are either paperback or in poor condition.
--	----------------------------------------------------------------------------------------------------------------------------------------------------------------------------------------------------------------------------------------

Budget and Purchasing Plan

This page outlines the current budget available and specifically lists the priorities for this school year (2023-2024).

Annual Budget 2023-2024

State Funds	
Source	Amount
State (1001111000)	\$1,934.00
Internal Accounts	
Source	Amount
Book Fair Profits	\$2000
Scholastic Bucks	\$456
Library Fines	\$23
Grants or Donations (Dollar General)	\$3500
TOTAL	\$7913

Purchasing Plan 2023-2024





Approximate Purchasing Plan	
Purpose	Amount
Enhance Fiction and Graphic Novels	\$4,019
Purchase Sunshine State Books for 2024-25	\$1,700
Picture Books	\$2,000
TOTAL	\$7,719

Year-to-Year Collection Change

The information below represents the year-to-year change within the library media center collection from the 2022-23 to 2023-24 school year. The 2022-23 data is based on a collection analysis from June 2022, while the 2023-24 is based on a collection analysis from July 2023.

Data Reflection

- Several titles added were class sets that existed but were never barcoded and officially added to the library inventory.
- Some of the weeded materials were marked as lost during the inventory process.
- Due to the increase in titles, the books per student increased.

2022-23 Purchased and Weeded Materials		
Materials Added to the Collection	1175	Materials Weeded from the Collection 957
Category	2022-23	2023-24
 Items in the Collection	8642	9,012
 Items per Student	20	21
 Average Age of Collection	2010	2010
 Representative Titles in the Collection	21%	23%